



ASSURANCE
PLAN
2024-2025





Message from the Principal

Education in our school is about making a difference in the lives of children. It is about helping them to gain the knowledge, skills, and attributes necessary to enable them to fully embrace challenges and to achieve personal and academic excellence. We are a community that places a high priority on quality teaching and learning, a community where good character matters, and a community that values our students.

The staff at Mannville School will continually go above and beyond to provide students with the best learning experiences and opportunities possible. A visit in our building will reveal a dedicated and professional staff that has high expectations for themselves and their students.

Please do not hesitate to call or email if you have any questions or concerns. We look forward to establishing a positive relationship with all our families and wish you all a very successful, enjoyable, and memorable school year.

Mannville School Administration

ABOUT Mannville School

Mission:

Mannville School engages and empowers a community of continuous learners by creating opportunities for maximizing student growth and leadership, in a safe and caring environment.

Vision:

Mannville School empowers students to be caring, responsible, and active global citizens with a passion for learning.

Values:

Mannville school values the ideology of being #royalsstrong. The ROYALS acronym is composed of;

- Respect those around us
- Own our own actions and attitude
- You are in charge of change
- Accepting and accountable
- Listen, learn, and lead
- Support a safe environment

School Profile:

Mannville School is a K-12 school providing education for students in the Mannville community and surrounding area. Serving approximately 200 students, with a staff of 13 teachers. We are very proud of all our ROYALS and we endeavor to support all of our students to achieve success in their academics, athletics, and ultimately for their lives as lifelong learners. It is our goal that along with teaching academics, we foster students' development in their relationships, identity, emotional skills, and overall well-being.

Mannville School offers a variety of programming that maximizes student learning. At the high school level, Mannville school offers CTF and CTS programming in addition to work experience, RAP, Green Certificate, and various asynchronous learning opportunities. We believe that each child's learning is unique and students' needs are met using a strengths based approach and differentiated instruction. We continue to build a capacity for strong literacy and numeracy programs supported by a RTI framework.

PRIORITY ONE: Supporting Learning Success for All Students



Outcome: Students are prepared for the life after K-12

<p>Strategies</p>	<p>Support and expand programming and robust learning experiences - in the classroom, online and in the community.</p> <hr/> <p>Facilitate the application of foundational knowledge about First Nations, Metis, and Inuit for all students.</p>
<p>School Actions</p>	<p>Mannville School will expand CTF and CTS programming to incorporate learning experiences available to our students in Grades 5-12. Mannville School will use community experts to collaborate and provide maximized learning support to prepare students for life after K-12.</p> <p>Mannville School will continue to focus on global citizenship and opportunities to build lifelong learners via digital citizenship, leadership programs, collaborating with Lakeland College and the BTPS Learning Hub to offer programs of interest to our students.</p> <hr/> <p>Mannville School will build staff foundational knowledge and comfort level with reconciliation and indigenous learning through our Indigenous school lead teachers. Additionally, Mannville School staff will continue to be offered professional learning opportunities around Indigenous education.</p> <p>Mannville School will also use community connections with Indigenous community members who are local to our area, and continue connections with Frog Lake.</p> <p>Mannville School will support student foundational knowledge and provide real learning opportunities and experiences.</p>
<p>Results and Key Insights</p> <p>Measures</p> <p>Provincial PAT Results High School Completion Citizenship Student Learning</p>	<p>Mannville School had 13 student registrations in Lakeland CTS courses offered by Lakeland College, 16 students enrolled in Work Experience, and 1 student enrolled in the Registered Apprenticeship Program.</p> <p>Mannville School continues to provide opportunities to build resilience and leadership by offering a variety of school and community events to exhibit lifelong learning and leadership skills.</p> <p>CITIZENSHIP: Mannville School's percentage of teachers, parents and students who are satisfied that students model the characteristics of active citizenship</p>

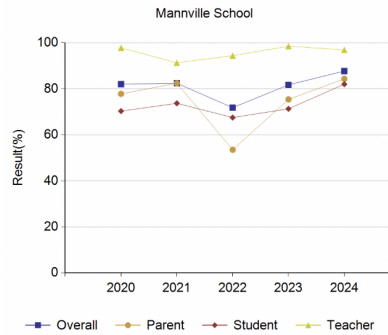
Engagement
Education Quality

Local

OurSchool Survey
Student Engagement
Subject Scores
Intellectual
Engagement
Quality of Instruction

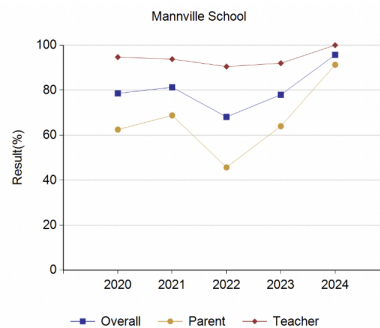
Literacy Screening
Numeracy Testing
Division PD sessions
School Based
Professional Learning
Plans Anecdotal
Evidence

	Mannville School										Measure Evaluation		
	2020		2021		2022		2023		2024		Achievement	Improvement	Overall
	N	%	N	%	N	%	N	%	N	%			
Overall	72	82.0	71	82.4	80	71.8	74	81.7	67	87.7	Very High	Improved	Excellent
Parent	9	77.8	17	82.4	20	53.5	13	75.4	14	84.3	Very High	Improved	Excellent
Student	44	70.3	38	73.7	49	67.5	48	71.3	40	82.0	Very High	Improved	Excellent
Teacher	19	97.8	16	91.3	11	94.4	13	98.5	13	96.9	Very High	Maintained	Excellent



LIFELONG LEARNING: Mannville School's percentage of teachers and parents satisfaction that students demonstrate the knowledge, skills, and attitudes necessary for life-long learning.

	Mannville School										Measure Evaluation		
	2020		2021		2022		2023		2024		Achievement	Improvement	Overall
	N	%	N	%	N	%	N	%	N	%			
Overall	27	78.6	33	81.3	31	68.1	26	78.0	26	95.7	Very High	Improved Significantly	Excellent
Parent	8	62.5	17	68.8	20	45.7	13	64.0	13	91.3	Very High	Improved Significantly	Excellent
Teacher	19	94.7	16	93.8	11	90.5	13	92.0	13	100.0	Very High	Improved	Excellent



INDIGENOUS LEARNING: Mannville has established relationships with Indigenous elders and community members to participate in the following;

- BTPS National Day of Truth and Reconciliation
- Staff Indigenous Education Communities of Practice
- Two Indigenous Mannville School Lead teachers
- Collaboration with They Build Bridges: Kairos Blanket Exercise and Sharing Circles
- National Indigenous Peoples Day
- Grade ¾ Fort Edmonton Field Trip
- Kehewin Native Dance Theatre Presentation

Outcome: Students demonstrate strong numeracy and literacy skills.

Strategies	<p>Support strong assessment and instructional practices to improve foundational literacy and numeracy skills.</p> <hr/> <p>Develop a data rich culture to support teachers in building students' literacy and numeracy skills across the curriculum.</p>
School Actions	<p>Mannville School will focus on literacy by continuing to drive instructional practices in collaboration with Lana Lane and BTPS Innovation Coaches.</p> <p>Mannville School will focus on numeracy by continuing to drive instructional practice and assessment strategies in collaboration with Jackie Ratkovic, and BTPS Innovation Coaches.</p> <p>Mannville School will use standardized assessments to benchmark student growth in literacy and numeracy, analyze data to develop strategies for intervention and whole group instruction</p>
Results and Key Insights	<p>Mannville School Assurance Dashboard Overview LINK to view Diploma and PAT's results</p>

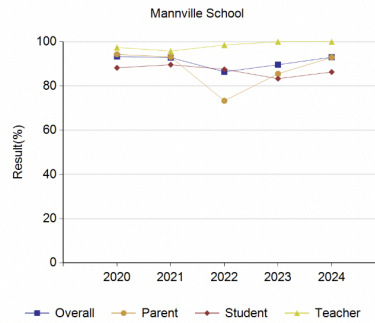
Outcome: Students have opportunities for rich learning experiences from highly effective staff.

Strategies	<p>Align professional learning with educational research focused on building instructional leadership capacity and employing sound pedagogical practices.</p> <hr/> <p>Support strong digital citizenship through a technological rich infrastructure.</p>
School Actions	<p>Mannville School staff will engage in meaningful professional development opportunities to build instructional leadership capacity by working and collaborating with colleagues within our school and across BTPS.</p> <p>Mannville School staff will use technology to support and enhance student learning and engagement.</p>
Results and Key Insights	<p>Mannville School provided students opportunities for rich learning experience from highly effective staff by:</p> <ul style="list-style-type: none"> ● Mannville School staff engaged in school-based professional learning to focus on literacy, numeracy, and assessment in collaboration with Lana Lane, Gerry Varty, and Anne Davies. ● Monthly opportunities for Mannville School staff to work directly with the BTPS Innovation Coaches on new curriculum and resources available to K-6 teachers. <p>Instructional Practices Inventory Process was introduced to staff on the use of high impact instructional practices.</p>

EDUCATION QUALITY: Mannville School's percentage of teachers, parents and students satisfied with the overall quality of basic education.

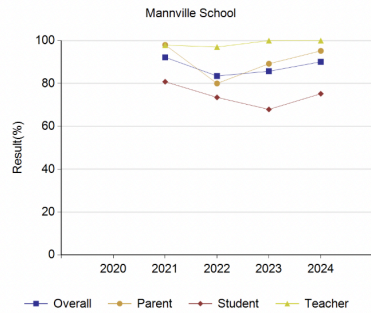
Percentage of teachers, parents and students satisfied with the overall quality of basic education.

	Mannville School										Measure Evaluation		
	2020		2021		2022		2023		2024		Achievement	Improvement	Overall
	N	%	N	%	N	%	N	%	N	%			
Overall	72	93.3	71	92.8	80	86.4	74	89.6	67	93.0	Very High	Improved	Excellent
Parent	9	94.3	17	93.1	20	73.3	13	85.5	14	92.9	Very High	Improved	Excellent
Student	44	88.2	38	89.6	49	87.5	48	83.3	40	86.3	Intermediate	Maintained	Acceptable
Teacher	19	97.4	16	95.8	11	98.5	13	100.0	13	100.0	Very High	Maintained	Excellent



STUDENT ENGAGEMENT: Mannville School's percentage of students, teachers and parents who agree that students are engaged in their learning at school.

	Mannville School										Measure Evaluation		
	2020		2021		2022		2023		2024		Achievement	Improvement	Overall
	N	%	N	%	N	%	N	%	N	%			
Overall	n/a	n/a	71	92.2	80	83.5	74	85.7	67	90.1	n/a	Maintained	n/a
Parent	n/a	n/a	17	98.0	20	80.0	13	89.2	14	95.2	n/a	Maintained	n/a
Student	n/a	n/a	38	80.8	49	73.5	48	67.9	40	75.2	n/a	Maintained	n/a
Teacher	n/a	n/a	16	97.9	11	97.0	13	100.0	13	100.0	n/a	Maintained	n/a



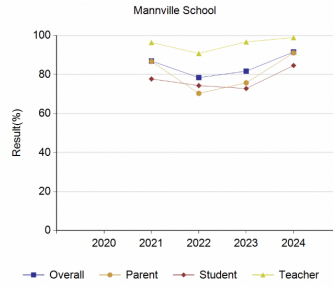
Assurance Domains: Student Growth and Achievement, Teaching and Leading, Learning Supports, Governance.

PRIORITY TWO: Fostering Safe and Caring Learning Environments



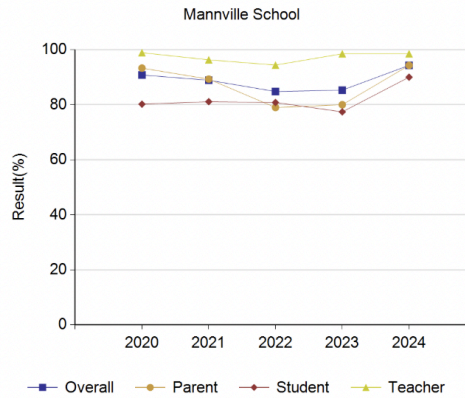
Outcome: Students learn in inclusive spaces that are welcoming and caring.

<p>Strategies</p>	<p>Ensure all students are valued, safe, and have their diverse needs met.</p>																																																																																													
<p>School Action</p>	<p>Mannville School will provide a range of in-school support in collaboration with outside services to ensure students are learning in inclusive spaces.</p> <p>Mannville School will continue to provide whole school opportunities to build strong connections and relationships with each other.</p>																																																																																													
<p>Results and Key Insights</p> <p>Measures</p> <p>Provincial Welcoming, Caring, Respectful, and Safe Environments</p> <p>Access to Support and Services</p> <p>Local OurSchool Survey: Social-Emotional (Anxiety, Depression, Self-esteem) Classroom Context (Teacher-Student Relations, Learning Climate)</p> <p>Anecdotal Evidence</p>	<p>Mannville School contributed to students learning in inclusive spaces that are welcoming and caring by:</p> <ul style="list-style-type: none"> • VIBE Programming in Grades K-9 • Social Emotional Coach Program and additional ½ day purchase • Roots of Empathy Programming in Grade 2 • Collaboration with FCSS and FRN: Family and Community Support Services/Family Resource Network • Individual Support Plans, Positive Behavior Support Plans, WISE Plans • Referrals to Alberta Mental Health Services • BTPS Inclusive Learning Support Team: Speech, Occupational Therapy, Behaviour • Certified Staff: Violent Risk and Threat Assessment and SIVA Training, First Aid Certification <p>WELCOMING LEARNING ENVIRONMENTS: The percentage of teachers, parents and students who agree that their learning environments are welcoming, caring, respectful and safe.</p> <table border="1" data-bbox="406 1459 1485 1711"> <thead> <tr> <th rowspan="3"></th> <th colspan="10">Mannville School</th> <th colspan="3">Measure Evaluation</th> </tr> <tr> <th colspan="2">2020</th> <th colspan="2">2021</th> <th colspan="2">2022</th> <th colspan="2">2023</th> <th colspan="2">2024</th> <th rowspan="2">Achievement</th> <th rowspan="2">Improvement</th> <th rowspan="2">Overall</th> </tr> <tr> <th>N</th> <th>%</th> <th>N</th> <th>%</th> <th>N</th> <th>%</th> <th>N</th> <th>%</th> <th>N</th> <th>%</th> </tr> </thead> <tbody> <tr> <td>Overall</td> <td>n/a</td> <td>n/a</td> <td>71</td> <td>86.9</td> <td>80</td> <td>78.4</td> <td>74</td> <td>81.7</td> <td>67</td> <td>91.5</td> <td>n/a</td> <td>Improved</td> <td>n/a</td> </tr> <tr> <td>Parent</td> <td>n/a</td> <td>n/a</td> <td>17</td> <td>86.7</td> <td>20</td> <td>70.3</td> <td>13</td> <td>75.7</td> <td>14</td> <td>91.1</td> <td>n/a</td> <td>Improved</td> <td>n/a</td> </tr> <tr> <td>Student</td> <td>n/a</td> <td>n/a</td> <td>38</td> <td>77.7</td> <td>49</td> <td>74.3</td> <td>48</td> <td>72.8</td> <td>40</td> <td>84.6</td> <td>n/a</td> <td>Improved</td> <td>n/a</td> </tr> <tr> <td>Teacher</td> <td>n/a</td> <td>n/a</td> <td>16</td> <td>96.4</td> <td>11</td> <td>90.8</td> <td>13</td> <td>96.7</td> <td>13</td> <td>98.9</td> <td>n/a</td> <td>Maintained</td> <td>n/a</td> </tr> </tbody> </table>		Mannville School										Measure Evaluation			2020		2021		2022		2023		2024		Achievement	Improvement	Overall	N	%	N	%	N	%	N	%	N	%	Overall	n/a	n/a	71	86.9	80	78.4	74	81.7	67	91.5	n/a	Improved	n/a	Parent	n/a	n/a	17	86.7	20	70.3	13	75.7	14	91.1	n/a	Improved	n/a	Student	n/a	n/a	38	77.7	49	74.3	48	72.8	40	84.6	n/a	Improved	n/a	Teacher	n/a	n/a	16	96.4	11	90.8	13	96.7	13	98.9	n/a	Maintained	n/a
	Mannville School										Measure Evaluation																																																																																			
	2020		2021		2022		2023		2024		Achievement	Improvement	Overall																																																																																	
	N	%	N	%	N	%	N	%	N	%																																																																																				
Overall	n/a	n/a	71	86.9	80	78.4	74	81.7	67	91.5	n/a	Improved	n/a																																																																																	
Parent	n/a	n/a	17	86.7	20	70.3	13	75.7	14	91.1	n/a	Improved	n/a																																																																																	
Student	n/a	n/a	38	77.7	49	74.3	48	72.8	40	84.6	n/a	Improved	n/a																																																																																	
Teacher	n/a	n/a	16	96.4	11	90.8	13	96.7	13	98.9	n/a	Maintained	n/a																																																																																	



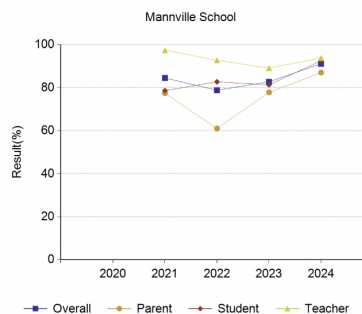
SAFE AND CARING: Percentage of teacher, parent and student who agree that students are safe at school, are learning the importance of caring for others, are learning respect for others and are treated fairly in school.

	Mannville School										Measure Evaluation		
	2020		2021		2022		2023		2024		Achievement	Improvement	Overall
	N	%	N	%	N	%	N	%	N	%			
Overall	72	90.8	71	88.9	80	84.8	74	85.3	67	94.3	Very High	Improved	Excellent
Parent	9	93.3	17	89.3	20	79.0	13	80.0	14	94.3	Very High	Improved	Excellent
Student	44	80.2	38	81.1	49	80.8	48	77.4	40	90.0	Very High	Improved	Excellent
Teacher	19	98.9	16	96.3	11	94.4	13	98.5	13	98.5	Very High	Maintained	Excellent



ACCESS TO SUPPORTS AND SERVICES: Percentage of teacher, parent and student who agree that students have access to the appropriate supports and services at school.

	Mannville School										Measure Evaluation		
	2020		2021		2022		2023		2024		Achievement	Improvement	Overall
	N	%	N	%	N	%	N	%	N	%			
Overall	n/a	n/a	71	84.5	80	78.8	74	82.7	67	91.1	n/a	Improved	n/a
Parent	n/a	n/a	17	77.4	20	61.0	13	77.8	14	87.0	n/a	Improved	n/a
Student	n/a	n/a	38	78.6	49	82.7	48	81.3	40	92.5	n/a	Improved	n/a
Teacher	n/a	n/a	16	97.4	11	92.7	13	89.1	13	93.8	n/a	Maintained	n/a



Outcome: Students and staff health and wellness are supported.

<p>Strategies</p>	<p>Build staff and student capacity for engaging in healthy, respectful relationships, and interactions with others.</p> <hr/> <p>Provide student health and wellness support through a continuum of support model.</p>
<p>School Actions</p>	<p>Mannville School will use our health and wellness champion, outside services, and cross-curricular opportunities to support the health and wellness of students and staff.</p>
<p>Results and Key Insights</p>	<p>Mannville School contributed to supporting student and staff wellness by:</p> <ul style="list-style-type: none"> ● Offering a variety of extra-curricular sports and whole school activities. ● VIBE Programming across grades levels relevant to the areas of need and support. ● Communicating with families the supports and services students and families have access to in our rural community. <p>School staff Mental Health and Wellness Lead: Organizing staff functions and wellness activities at school based PD and staff meetings.</p> <p><u>Grade 4-6 Our School Survey Results</u> Positive Learning Climate: There are clear rules and expectations for classroom behavior. Students understand these and teachers maintain high expectations that they be followed. At Mannville School, students rated the disciplinary climate of the classroom 7.2 out of 10; the Canadian norm for these grades is 6.6.</p> <p>Positive Teacher Student Relationships: Students who feel teachers are responsive to their needs, and encourage independence with a democratic approach. At Mannville School, positive teacher-student relations were rated 8.8 out of 10; the Canadian norm for these grades is 8.1.</p> <p>Expectations for Success: The school staff emphasizes academic skills and holds high expectations for all students to succeed. At Mannville School, students rated teachers' expectations for academic success 8.9 out of 10; the Canadian norm for these grades is 8.2.</p> <p><u>Grade 7-12 Our School Survey Results:</u> Positive Learning Climate: TBA Positive Teacher Student Relationships: TBA Expectations for Success: TBA</p>

Assurance Domains: Learning Supports, Local and Societal Context, Governance.

PRIORITY THREE: Building Strong Collaborations



Outcome: Students benefit from strong collaborations with families, our rural communities, and external partners.

<p>Strategies</p>	<p>Support and foster learning partnerships that enhance and strengthen learning opportunities.</p> <hr/> <p>Continue to enhance collaboration across the division, with communities and with parents/guardians.</p>																																																																															
<p>School Action</p>	<p>Mannville School will provide a range of in-school support in collaboration with outside services to ensure students are learning in inclusive and safe spaces. The range of supports includes, but is not limited to:</p> <ul style="list-style-type: none"> • Educational Assistant allocation • Social Emotional Coaching • VIBE programming • Family and Community Support Services programming <p>Mannville School will collaborate with the School Council to support and enhance learning.</p> <p>Mannville School will expand CTF and CTS programming to expand learning experiences available to our students in Grades 5-12. Mannville School will use community experts to collaborate and provide maximized learning support.</p>																																																																															
<p>Results and Key Insights</p> <p>Measures</p> <p>Provincial</p> <ul style="list-style-type: none"> • Parental Involvement <p>Local</p> <ul style="list-style-type: none"> • School Council Yearly Reports 	<p>Mannville School collaborated with families, rural communities and external partners to benefit students by:</p> <ul style="list-style-type: none"> • Holding School Council meetings with active school council members • Communicating important updates via SWIFT K-12 • Inviting parents and community members to school assemblies, functions, and celebrations • Collaboration with Family and Community Support Service (FCSS), and Family Resource Network (FRN) • Collaboration with Studebaker Industries for CTS mechanics programming <p>PARENTAL INVOLVEMENT: Mannville School’s percentage of teachers and parents satisfied with parental involvement in decisions about their child's education.</p> <table border="1" data-bbox="397 1617 1502 1837"> <thead> <tr> <th rowspan="3"></th> <th colspan="10">Mannville School</th> <th colspan="3">Measure Evaluation</th> </tr> <tr> <th colspan="2">2020</th> <th colspan="2">2021</th> <th colspan="2">2022</th> <th colspan="2">2023</th> <th colspan="2">2024</th> <th rowspan="2">Achievement</th> <th rowspan="2">Improvement</th> <th rowspan="2">Overall</th> </tr> <tr> <th>N</th> <th>%</th> <th>N</th> <th>%</th> <th>N</th> <th>%</th> <th>N</th> <th>%</th> <th>N</th> <th>%</th> </tr> </thead> <tbody> <tr> <td>Overall</td> <td>28</td> <td>87.1</td> <td>33</td> <td>77.5</td> <td>30</td> <td>64.9</td> <td>26</td> <td>90.0</td> <td>27</td> <td>84.2</td> <td>Very High</td> <td>Maintained</td> <td>Excellent</td> </tr> <tr> <td>Parent</td> <td>9</td> <td>79.5</td> <td>17</td> <td>65.5</td> <td>19</td> <td>37.2</td> <td>13</td> <td>81.5</td> <td>14</td> <td>73.0</td> <td>Very High</td> <td>Maintained</td> <td>Excellent</td> </tr> <tr> <td>Teacher</td> <td>19</td> <td>94.6</td> <td>16</td> <td>89.6</td> <td>11</td> <td>92.6</td> <td>13</td> <td>98.4</td> <td>13</td> <td>95.4</td> <td>Very High</td> <td>Maintained</td> <td>Excellent</td> </tr> </tbody> </table>		Mannville School										Measure Evaluation			2020		2021		2022		2023		2024		Achievement	Improvement	Overall	N	%	N	%	N	%	N	%	N	%	Overall	28	87.1	33	77.5	30	64.9	26	90.0	27	84.2	Very High	Maintained	Excellent	Parent	9	79.5	17	65.5	19	37.2	13	81.5	14	73.0	Very High	Maintained	Excellent	Teacher	19	94.6	16	89.6	11	92.6	13	98.4	13	95.4	Very High	Maintained	Excellent
	Mannville School										Measure Evaluation																																																																					
	2020		2021		2022		2023		2024		Achievement	Improvement	Overall																																																																			
	N	%	N	%	N	%	N	%	N	%																																																																						
Overall	28	87.1	33	77.5	30	64.9	26	90.0	27	84.2	Very High	Maintained	Excellent																																																																			
Parent	9	79.5	17	65.5	19	37.2	13	81.5	14	73.0	Very High	Maintained	Excellent																																																																			
Teacher	19	94.6	16	89.6	11	92.6	13	98.4	13	95.4	Very High	Maintained	Excellent																																																																			

Assurance Domains: Learning Supports, Local and Societal Context, Governance.